

PRODUCT NOTE CHANGE NOTICE

DWG .NO. **31057D66101**

TECO'S MODEL : **AEHH8P**

<u>Revision Date</u>	<u>VOL.</u>	<u>Revised or New Material</u>
13-Jul-10	01	Revised Pages: 4, 5. (Change Weight)
<u>6-May-14</u>	02	Revised Pages: 3, 4. (Added Data)

STEM	1
TM	1
外	3
設	3
擬	3
擬	1
重	2

APPD.	Sam	6-May-14	TECO Electric & Machinery Co., Ltd.	DWG NO.	31057D66101
CHKD.	—	—		REV. 02	
DWN.	AMO	2-May-14		1/2	



EFFECTIVE : 5-Feb-10
 REVISED : _____

PRODUCT NOTE

MODEL : AEHH8P

PREMIUM EFFICIENCY 3-PHASE INDUCTION MOTORS
 LOW VOLTAGE SQUIRREL CAGE
 FRAME SIZE : 143T~405TS

TABLE OF CONTENTS

DWG NO.	NAME	PAGES	DATE
31057D66102	SPECIFICATION TABLE	2	4-Feb-10
31057D66143	PERFORMANCE DATA (460V 60HZ)	2	6-May-14
31057D66104	OUTLINE DIMENSIONS SHEET (F#143T~215T)	1	12-Jul-10
31057D66105	OUTLINE DIMENSIONS SHEET (F#254T~405TS)	1	12-Jul-10
31057D66107	SCHEMATIC DRAWING (F#143T~145T)	1	4-Feb-10
31057D66108	SCHEMATIC DRAWING (F#182T~184T)	1	4-Feb-10
31057D66109	SCHEMATIC DRAWING (F#213T~215T)	1	4-Feb-10
31057D66110	SCHEMATIC DRAWING (F#254T~256T & 284T~286T)	1	4-Feb-10
31057D66111	SCHEMATIC DRAWING (F#284TS~286TS & 324T~405TS)	1	4-Feb-10

STEM	1
TM	1
外	3
設	3
握	3
握	1
重	2

APPD.	Sam.Huang	5-Feb-10	TECO Electric & Machinery Co., Ltd.	DWG NO.	31057D66101
CHKD.	M.C.Tsai	4-Feb-10		REV. 02	
DWN.	AMO	12-Jan-10		2/2	



ISSUED		SPECIFICATION TABLE		MODEL	
5-Feb-10				AEHH8P	
REVISED		3-PHASE INDUCTION MOTORS LOW VOLTAGE SQUIRREL CAGE		PAGE	
				1 of 11	
ITEM			STANDARD SPECIFICATION		
R A T I N G	Kind of Motors		Squirrel Cage Induction Motors (SCIM)		
	Design Standards		NEMA MG-1, MG-13.		
	Voltages		230/460V (208V De-Rating Operation)		
	Frequency		60Hz		
	Output Range		1HP~100HP		
	R.P.M. (Syn.)		3600~1200 R.P.M.(2~6 Poles)		
	Time Duty		Continuous, S.F. 1.15 (S1, MCR)		
	Frame Size (EX)		143T~405TS		
	Protection Enclosure		Totally Enclosed (IP44).		
	Cooling Method		Self External Fan, Surface Cooling (IC 411).		
Mounting		Horizontal Foot Mounting F-1 (IM 1001), F-2 Interchangeable.			
A P P L I C A T I O N	Power Condition		Voltage : $\pm 10\%$, Frequency : $\pm 5\%$, AND $\pm 10\%$ of Combined Voltage and Frequency, But Frequency Variation does not Exceed $\pm 5\%$.		
	Environment Conditions		Place : Shadow, Non-Hazardous. Ambient Temperature : $-15^{\circ}\text{C} \sim 40^{\circ}\text{C}$ Relative Humidity : Less Than 90%RH (Non-Condensation). Altitude : Less Than 3,300ft		
	Drive Method		Belt Service, However, 2 Pole 25HP and up Coupling Service is The Way.		
	Direction of Rotation		Bi-Directional		
	Method of Starting		Full Voltage Direct On Line , For 7.5HP & Up $\lambda - \Delta$ Be Available.		
C O N S T R U C T I O N	Dimensions		As Dr# 31057D66104 , 3105766105 & 3105766106 .		
	Frame		High Grade Cast Iron With 2 Drain Holes at Bottom.		
	End Bracket (Shield)		High Grade Cast Iron.		
	External Fan		Plastic .		
	Fan Cover (Hood)		Pressed Steel.		
	Shaft		Carbon Steel, Cylindrical Single Extension With Keyseat and Key.		
	Bearing		Bracket Mounting, Vacuum De-Gassed High Quality Open Bearing for Frame Size of 284TS and 286TS ~ 405TS , Grease Pre-Packed Shielded Rolling Bearings for the Others.		
	Lubricant		Mineral Oil, Li-Base Grease (MULTEMP SRL).		
Shaft Flinger		Labyrinth Type. Metal Flinger on Both Ends for Frame Size of 280TS and 324T~405TS, Rubber Flinger on Drive End Only for the Others.			
APPD.	M.C.Tsai	4-Feb-10	TECO Electric & Machinery Co., Ltd.		DWG NO.
CHKD.	C.L.Huang	12-Jan-10			31057D66102
DWN.	AMO	12-Jan-10			1/2

ISSUED 5-Feb-10	SPECIFICATION TABLE 3-PHASE INDUCTION MOTORS LOW VOLTAGE SQUIRREL CAGE	MODEL AEHH8P
REVISED		PAGE 2 of 11

ITEM		STANDARD SPECIFICATION
C O N S T R U C T I O N	Terminal Box	Pressed Steel, Larger Size, Can be set 90° Apart, with Clearance Hole Cable Entrance, F-1 F-2 Interchangeable.
	Lead Terminal	12 Leads, With Solderless Lug Terminals for 7.5HP and Up, 9 Leads for the Others.
	Iron Core	High Grade, Insulated, Cold-Rolled Electro - Magnetic Steel Plate.
	Stator Winding	Pre-Formed, Random Wound, Made of Heavy, Heat - Resist Polyester Enameled Copper Wire.
	Stator Insulation	Class F Insulation System.
	Varnish Treatment	Phenolic Alkyd Resin Varnish.
	Rotor Winding	Squirrel Cage, Aluminum Conductor With End - Ring and Wafer Blades Integrally Cast.
	Painting	Phenolic Rust Proof Base Plus Lacquer Surface Finished Painting in Blue - Gray Color (Munsell 7.5B 3.5/0.5).
	Name Plate	Stainless Steel Plate.
	Bolt Thread	ISO Metric System,
Grounding Terminal	Be Set Inside The Terminal Box.	
P E R F O R M A N C E	Test Procedure	IEEE-112 Method B and Full Voltage Measuring Starting Performance
	Typical Performance	As Dr# 31057D66103 .
	Temperature Rise	Not to Exceed 90°C for S.F.1.15 or 80°C for S.F.1.0 by Resistance Method.
	Over Speed	125% Syn. R.P.M. for 2 Minutes. (2,4, Poles); 150% Syn. R.P.M. for 2 Minutes. (the others);
	Over Torque	160% Rated Torque for 15 Sec.

APPD.	M.C.Tsai	4-Feb-10	TECO Electric & Machinery Co., Ltd.	DWG NO.
CHKD.	C.L.Huang	12-Jan-10		31057D66102
DWN.	AMO	12-Jan-10		2/2

ISSUED	PERFORMANCE DATA 3-PHASE SQUIRREL CAGE HIGH EFFICIENCY INDUCTION MOTORS	MODEL AEHH8P
REVISED		PAGE 3 of 11



ee C C 0 0 2 A

TEFC, NEMA T-FRAME, DESIGN - B or C,
CLASS F, 40°C AMBIENT, CONTINUOUS DUTY,
S.F. 1.15 460V 60Hz

TYPICAL PERFORMANCE

(460 V)

HP	FULL LOAD RPM	FRAME SIZE	EFFICIENCY(%)				POWER FACTOR(%)			CURRENT			TORQUE				ROTOR WK ² lb-ft ²	NEMA CODE LETTER
			FULL LOAD		3/4 LOAD NOM.	1/2 LOAD NOM.	FULL LOAD	3/4 LOAD	1/2 LOAD	FULL LOAD (A)	208V USABLE ON-A	LOCKED ROTOR (A)	FULL LOAD lb-ft	LOCKED ROTOR %FLT	PULL UP %FLT	BREAK DOWN %FLT		
			NOM.	MIN.														
1	3465	143T	82.5	80.0	81.5	78.5	85.0	79.5	68.5	1.34	2.95	15	1.515	350	365	400	0.046	N
	1745	143T	85.5	82.5	84.0	81.5	73.0	64.5	51.5	1.50	3.32	15	3.009	310	280	410	0.086	N
	1150	145T	82.5	80.0	82.5	80.0	65.5	57.0	44.5	1.73	3.83	15	4.566	250	220	300	0.122	N
1.5	3465	143T	84.0	81.5	84.0	81.5	83.5	77.0	65.0	2.00	4.43	20	2.273	340	280	350	0.052	M
	1730	145T	86.5	84.0	86.5	85.5	78.0	70.0	57.0	2.08	4.60	20	4.552	300	260	360	0.093	M
	1170	182T	87.5	85.5	85.5	82.5	63.5	55.0	42.5	2.53	5.59	20	6.731	210	190	350	0.313	M
2	3465	145T	86.5	84.0	86.5	85.5	86.0	80.5	70.0	2.52	5.57	25	3.031	350	315	390	0.064	L
	1740	145T	86.5	84.0	86.5	84.0	78.0	70.0	57.0	2.78	6.14	25	6.035	270	220	330	0.108	L
	1170	184T	88.5	86.5	88.5	86.5	70.5	63.0	50.5	3.00	6.64	25	8.975	180	150	270	0.423	L
3	3490	182T	88.5	86.5	90.2	89.5	90.0	87.0	79.5	3.53	7.80	32	4.513	280	250	380	0.190	K
	1755	182T	89.5	87.5	89.5	87.5	81.5	77.0	66.5	3.85	8.52	32	8.975	225	175	300	0.367	K
	1175	213T	89.5	87.5	89.5	87.5	78.0	70.5	58.5	4.02	8.90	32	13.41	210	180	340	0.918	K
5	3480	184T	88.5	86.5	89.5	89.5	92.5	91.0	85.5	5.72	12.6	46	7.544	290	230	320	0.272	J
	1745	184T	89.5	87.5	88.5	88.5	85.5	81.5	71.5	6.12	13.5	46	15.04	185	140	285	0.422	J
	1170	215T	91.0	89.5	91.0	89.5	82.5	77.0	65.5	6.24	13.8	46	22.44	190	160	300	1.224	J
7.5	3510	213T	91.0	89.5	91.0	90.2	89.0	87.0	80.0	8.67	19.2	64	11.22	200	175	275	0.448	H
	1755	213T	91.7	90.2	91.0	89.5	86.5	82.0	72.0	8.85	19.6	64	22.44	250	155	270	0.848	H
	1170	254T	91.0	89.5	91.0	89.5	80.5	75.0	64.0	9.59	21.2	64	33.66	240	215	270	2.158	H
10	3510	215T	91.0	89.5	91.7	91.0	89.5	88.5	82.5	11.5	25.4	81	14.96	220	180	260	0.573	H
	1755	215T	91.7	90.2	91.0	91.0	88.0	84.0	75.5	11.6	25.7	81	29.92	250	145	260	1.082	H
	1170	256T	91.0	89.5	91.7	90.2	80.5	75.0	64.0	12.8	28.3	81	44.88	225	185	250	2.872	H
15	3525	254T	92.4	91.0	92.4	91.7	91.5	90.5	86.0	16.6	36.7	116	22.34	210	180	270	1.088	G
	1765	254T	92.4	91.0	93.0	92.4	88.0	85.0	77.0	17.3	38.2	116	44.62	245	180	270	2.179	G
	1175	284T	92.4	91.0	93.0	93.0	83.5	79.5	70.5	18.2	40.3	116	67.03	215	180	230	6.823	G
20	3520	256T	92.4	91.0	93.0	93.6	92.5	91.5	88.0	21.9	48.5	145	29.83	210	180	260	1.407	G
	1760	256T	93.0	91.7	92.4	92.4	87.5	84.5	78.5	23.0	50.9	145	59.66	200	145	240	2.871	G
	1170	286T	91.7	90.2	92.4	92.4	84.0	81.0	73.0	24.3	53.8	145	89.75	210	160	225	8.340	G
25	3545	284TS	92.4	91.0	93.0	92.4	91.0	90.5	86.5	27.8	61.6	183	37.03	175	135	250	2.507	G
	1765	284T	93.6	92.4	93.6	93.6	86.0	83.0	77.0	29.1	64.3	183	74.37	205	165	240	4.586	G
	1170	324T	93.0	91.7	93.6	93.6	83.0	80.0	71.5	30.3	67.1	183	112.2	200	155	205	11.88	G
30	3545	286TS	93.0	91.7	93.6	93.0	91.0	90.5	87.5	33.2	73.4	218	44.43	175	140	240	2.831	G
	1770	286T	93.6	92.4	93.6	93.6	87.5	85.5	79.5	34.3	75.8	218	88.99	200	160	235	5.274	G
	1175	326T	93.0	91.7	93.6	93.6	80.5	78.5	71.0	37.5	83.0	218	134.1	210	180	230	12.37	G
40	3550	324TS	94.1	93.0	94.5	94.1	90.0	89.0	84.5	44.2	97.8	290	59.16	150	130	240	3.590	G
	1770	324T	94.1	93.0	94.5	94.5	86.0	84.5	78.5	46.3	102	290	118.7	205	170	220	8.624	G
	1180	364T	94.1	93.0	94.5	94.1	86.5	84.5	78.0	46.0	102	290	178.0	200	150	220	17.94	G
50	3550	326TS	94.1	93.0	94.5	94.5	91.0	90.0	86.5	54.7	121	363	73.95	150	130	240	4.488	G
	1770	326T	94.5	93.6	95.0	95.0	87.0	86.0	80.5	56.9	126	363	148.3	210	170	220	10.12	G
	1180	365T	94.1	93.0	94.5	93.6	86.0	83.0	75.5	57.8	128	363	222.5	225	170	240	21.39	G
60	3550	364TS	94.1	93.0	94.5	94.1	93.0	92.0	88.5	64.2	142	435	88.74	145	130	240	7.379	G
	1775	364T	95.0	94.1	95.0	94.5	86.5	83.0	75.5	68.4	151	435	177.5	200	155	240	12.23	G
	1180	404T	94.5	93.6	94.5	94.1	87.0	86.5	80.5	68.3	151	435	267.0	200	185	245	33.54	G
75	3555	365TS	94.5	93.6	95.0	95.0	93.0	92.5	89.0	79.9	177	543	110.8	145	130	250	9.056	G
	1775	365T	95.4	94.5	95.4	95.0	86.5	83.5	75.5	85.1	188	543	221.9	200	165	250	14.67	G
	1180	405T	94.5	93.6	94.5	94.5	86.5	84.5	79.0	85.9	190	543	333.7	200	175	225	37.86	G
100	3560	405TS	95.4	94.5	95.8	95.4	92.0	91.5	88.5	107	236	725	147.5	140	125	270	10.77	G
	1775	405T	95.4	94.5	95.4	95.0	87.5	85.5	80.0	112	248	725	295.8	215	140	215	26.64	G
	1181	444T	95.0	94.1	94.5	93.6	82.5	80.0	73.0	119	264	725	444.6	140	110	230	56.00	G
125	3563	444TS	95.0	94.1	94.5	93.6	86.0	83.5	80.0	143	317	910	184.2	110	88	220	14.20	G
	1780	444T	95.4	94.5	95.0	94.1	84.0	82.0	77.0	146	323	910	368.7	130	100	220	39.10	G
	1182	445T	95.0	94.1	94.5	93.6	83.0	80.5	74.0	148	328	910	555.3	140	110	230	68.00	G

APPD.	Sam	6-May-14	TECO Electric & Machinery Co., Ltd.	DWG. NO.	31057D66103 1/2
CHKD.	Chenlung	3-May-14			
DWN.	Lan	3-May-14			

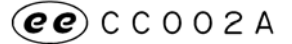
ISSUED
REVISID

PERFORMANCE DATA

3-PHASE SQUIRREL CAGE
HIGH EFFICIENCY INDUCTION MOTORS

MODEL
AEHH8P

PAGE
4 of 11



TEFC, NEMA T-FRAME, DESIGN - B,
CLASS F, 40°C AMBIENT, CONTINUOUS DUTY,
S.F. 1.15 460V 60Hz

TYPICAL PERFORMANCE

(460 V)

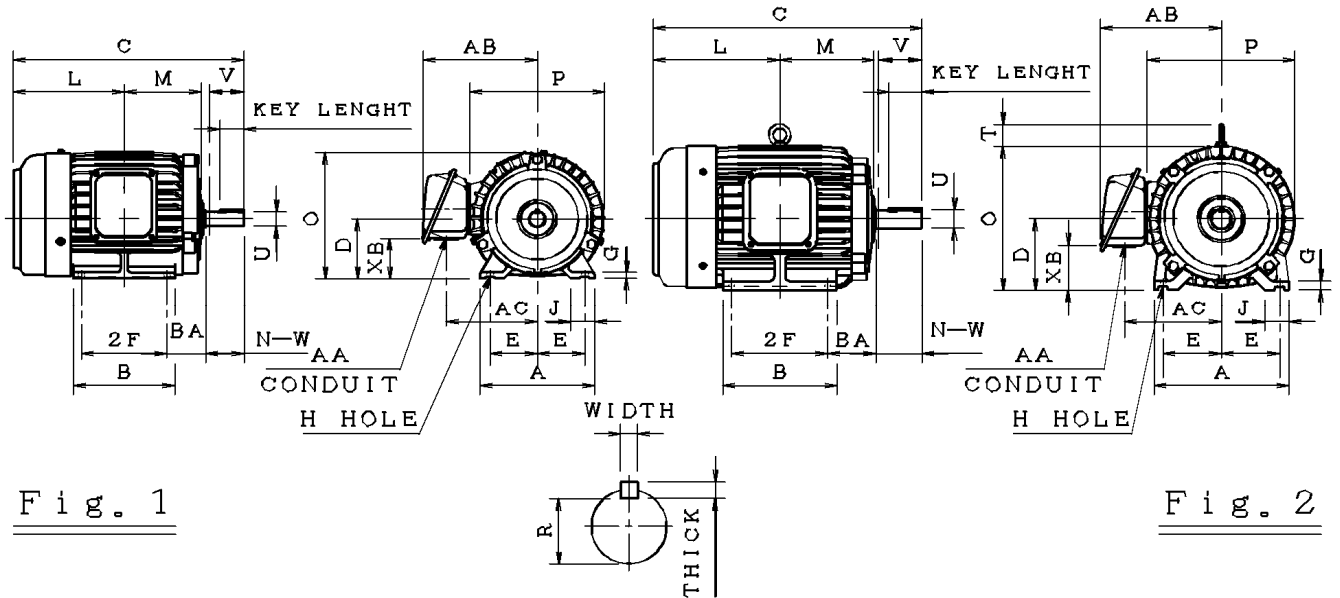
HP	FULL LOAD RPM	FRAME SIZE	EFFICIENCY(%)				POWER FACTOR(%)			CURRENT			TORQUE				ROTOR WK ² lb-ft ²	NEMA CODE LETTER
			FULL LOAD		3/4 LOAD	1/2 LOAD	FULL LOAD	3/4 LOAD	1/2 LOAD	FULL LOAD (A)	208V USABLE ON-A	LOCKED ROTOR (A)	FULL LOAD lb-ft	LOCKED ROTOR %FLT	PULL UP %FLT	BREAK DOWN %FLT		
			NOM.	MIN.														
150	3566	445TS	95.0	94.1	94.5	93.6	87.0	84.5	81.0	170	---	1085	220.9	110	88	220	16.00	G
	1783	445T	95.8	95.0	95.4	94.5	84.0	82.0	78.0	175	---	1085	441.7	130	100	220	52.00	G
	1185	447T	95.8	95.0	95.4	94.5	83.5	81.0	74.0	176	---	1085	664.6	135	105	220	100.6	G
200	3572	447TS	95.4	94.5	95.0	94.1	87.0	84.5	81.0	226	---	1450	294.0	104	83	210	30.20	G
	1785	447T	96.2	95.4	95.8	95.0	84.5	82.5	78.5	230	---	1450	588.3	120	95	210	73.50	G
	1186	449T	95.8	95.0	95.4	94.5	84.0	81.0	74.0	233	---	1450	885.4	135	105	210	115.0	G

- NOTE :
- The above are typical values based on test according to ANSI/IEEE standard 112 method B.
 - Breakdown & locked rotor torques are shown as average expected values.
 - Efficiency, power factor, speed and torque are the same for other voltages.
Current values vary inversely with voltage.
 - Tolerance according to NEMA MG1-12 & IEC 60034-1.
 - Data subject to change without notice.
 - is suitable for 2 , 4 , 6 pole up to 200HP.

APPD.	Sam	6-May-14	TECO Electric & Machinery Co., Ltd.	DWG. NO.	31057D66103
CHKD.	Chenlung	3-May-14			
DWN.	Lan	3-May-14			

2/2

Totally Enclosed Fan - Cooled Type, Squirrel - Cage Rotor.



Dimension in inches

Output (HP)			FRAME SIZE	FIG. NO.	Mounting				A	B	C	D	G	J	L	M	O	P
2P	4P	6P			E	2F	H	BA										
1.5	1	—	143T	1	2.75	4.00	0.34	2.25	6.70	5.10	12.47	3.50	0.35	1.40	5.96	4.00	7.45	7.87
2	1.5 2	1	145T		2.75	5.00	0.34	2.25	6.70	5.90	13.46	3.50	0.35	1.40	6.46	4.50	7.45	7.87
3	3	1.5	182T	2	3.75	4.50	0.41	2.75	8.80	5.90	14.77	4.50	0.65	1.75	7.03	4.85	9.15	9.37
5	5	2	184T		3.75	5.50	0.41	2.75	8.80	6.90	15.79	4.50	0.65	1.75	7.54	5.35	9.15	9.37
7.5	7.5	3	213T		4.25	5.50	0.41	3.50	9.85	6.90	18.09	5.25	0.70	1.75	8.46	6.05	10.60	10.75
10	10	5	215T		4.25	7.00	0.41	3.50	9.85	8.35	19.59	5.25	0.70	1.75	9.21	6.80	10.60	10.75

FRAME SIZE	T	Key			Keyseat R	Shaft Extension			Terminal Housing				Bearings		APPROX. WEIGHT LBS
		WIDTH	THICK	LENGTH		N-W	U	V	AA	AB	AC	XB	DRIVE END	OPPOSITE DRIVE END	
143T	—	0.188	0.188	1.41	0.771	2.25	0.875	2.20	1.10	6.18	4.92	2.52	6205ZZ	6205ZZ	44
145T	—	0.188	0.188	1.41	0.771	2.25	0.875	2.20	1.10	6.18	4.92	2.52	6205ZZ	6205ZZ	53
182T	1.30	0.250	0.250	1.78	0.986	2.75	1.125	2.70	1.10	7.44	6.06	3.36	6306ZZ	6306ZZ	81
184T	1.30	0.250	0.250	1.78	0.986	2.75	1.125	2.70	1.10	7.44	6.06	3.36	6306ZZ	6306ZZ	95
213T	1.65	0.312	0.312	2.41	1.201	3.38	1.375	3.30	1.38	8.86	7.07	3.32	6308ZZ	6306ZZ	150
215T	1.65	0.312	0.312	2.41	1.201	3.38	1.375	3.30	1.38	8.86	7.07	3.32	6308ZZ	6306ZZ	176

- Note :**
1. Dimension D tolerance : +0.00 inch, -0.03 inch.
 2. Dimension U tolerance : +0.000 inch, -0.0005 inch.
 3. Dimension R tolerance : +0.000 inch, -0.015 inch.
 4. Dimension V is length of straight part of shaft.

APPD.	M.C.Tsai	12-Jul-10	TECO Electric & Machinery Co., Ltd.	DWG NO.
CHKD.	Liang	23-Jun-10		31057D66104
DWN.	AMO	21-Jun-10		

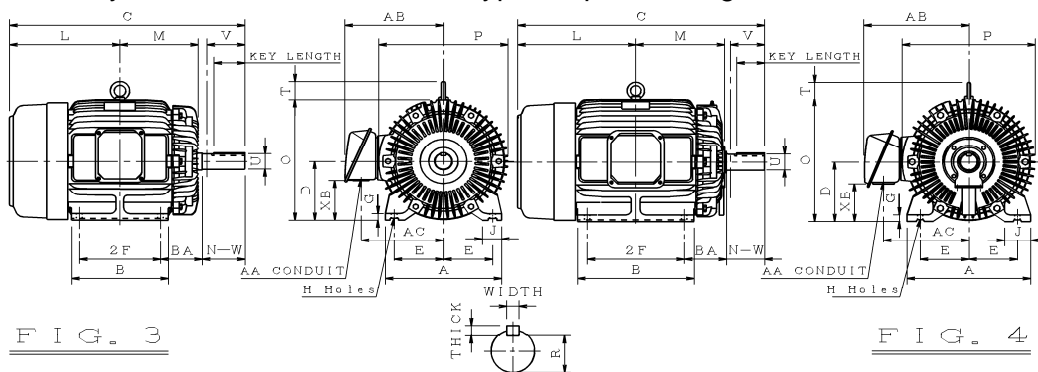
ISSUED
5-Feb-10
REVISED

OUTLINE DIMENSIONS SHEET

3-PHASE INDUCTION MOTORS
FRAME SIZE. 254T~405TS

MODEL
AEHH8P
PAGE
6 of 11

Totally Enclosed Fan - Cooled Type, Squirrel - Cage Rotor.



Dimension in inches

Output (HP)			FRAME SIZE	FIG. NO.	Mounting				A	B	C	D	G	J	L	M	O	P
2P	4P	6P			E	2F	H	BA										
15	15	7.5	254T	3	5.00	8.25	0.53	4.25	11.80	9.85	23.60	6.25	0.65	1.95	11.23	7.98	12.80	13.15
20	20	10	256T		5.00	10.00	0.53	4.25	11.80	11.80	25.34	6.25	0.65	1.95	12.09	8.86	12.80	13.15
-	25	15	284T		5.50	9.50	0.53	4.75	14.00	11.70	26.74	7.00	0.70	2.95	12.62	9.11	14.50	15.05
25	-	-	284TS	4	5.50	9.50	0.53	4.75	14.00	11.70	25.37	7.00	0.70	2.95	12.62	9.31	14.50	15.05
-	30	20	286T	3	5.50	11.00	0.53	4.75	14.00	13.20	28.24	7.00	0.70	2.95	13.37	9.86	14.50	15.05
30	-	-	286TS	4	5.50	11.00	0.53	4.75	14.00	13.20	26.87	7.00	0.70	2.95	13.37	10.06	14.50	15.05
-	40	25	324T		6.25	10.50	0.66	5.25	15.75	12.80	29.75	8.00	1.10	3.15	14.00	10.29	16.20	16.55
40	-	-	324TS		6.25	10.50	0.66	5.25	15.75	12.80	28.25	8.00	1.10	3.15	14.00	10.29	16.20	16.55
-	50	30	326T		6.25	12.00	0.66	5.25	15.75	14.35	31.24	8.00	1.10	3.15	14.74	11.04	16.20	16.55
50	-	-	326TS		6.25	12.00	0.66	5.25	15.75	14.35	29.74	8.00	1.10	3.15	14.74	11.04	16.20	16.55
-	60	40	364T		7.00	11.25	0.66	5.88	17.70	13.75	32.51	9.00	1.30	3.55	15.13	11.29	17.80	18.05
60	-	-	364TS		7.00	11.25	0.66	5.88	17.70	13.75	30.38	9.00	1.30	3.55	15.13	11.29	17.80	18.05
-	75	50	365T		7.00	12.25	0.66	5.88	17.70	14.75	33.50	9.00	1.30	3.55	15.61	11.79	17.80	18.05
75	-	-	365TS		7.00	12.25	0.66	5.88	17.70	14.75	31.37	9.00	1.30	3.55	15.61	11.79	17.80	18.05
-	-	60	404T		8.00	12.25	0.81	6.62	19.68	15.15	36.50	10.00	1.57	3.93	16.50	12.52	20.00	20.07
-	100	75	405T	8.00	13.75	0.81	6.62	19.68	16.73	37.99	10.00	1.57	3.93	17.24	13.27	20.00	20.07	
100	-	-	405TS	8.00	13.75	0.81	6.62	19.68	16.73	34.99	10.00	1.57	3.93	17.24	13.27	20.00	20.07	

FRAME SIZE	T	Key			Keyseat R	Shaft Extension			Terminal Housing				Bearings		APPROX. WEIGHT LBS
		WIDTH	THICK	LENGTH		N-W	U	V	AA	AB	AC	XB	DRIVE END	OPPOSITE DRIVE END	
254T	2.00	0.375	0.375	2.910	1.416	4.000	1.625	3.900	1.38	10.24	8.58	4.37	6309ZZ	6307ZZ	267
256T	2.00	0.375	0.375	2.910	1.416	4.000	1.625	3.900	1.38	10.24	8.58	4.37	6309ZZ	6307ZZ	311
284T	2.36	0.500	0.500	3.280	1.591	4.620	1.875	4.500	2.05	12.13	9.84	4.59	6311ZZ	6310ZZ	399
284TS	2.36	0.375	0.375	1.930	1.416	3.250	1.625	3.200	2.05	12.13	9.84	4.59	6211C3	6211C3	381
286T	2.36	0.500	0.500	3.280	1.591	4.620	1.875	4.500	2.05	12.13	9.84	4.59	6311ZZ	6310ZZ	454
286TS	2.36	0.375	0.375	1.930	1.416	3.250	1.625	3.200	2.05	12.13	9.84	4.59	6211C3	6211C3	430
324T	2.36	0.500	0.500	3.910	1.845	5.250	2.125	5.150	2.56	13.47	10.98	5.19	6312	6212	612
324TS	2.36	0.500	0.500	2.030	1.591	3.750	1.875	3.650	2.56	13.47	10.98	5.19	6312C3	6212C3	596
326T	2.36	0.500	0.500	3.910	1.845	5.250	2.125	5.150	2.56	13.47	10.98	5.19	6312	6212	652
326TS	2.36	0.500	0.500	2.030	1.591	3.750	1.875	3.650	2.56	13.47	10.98	5.19	6312C3	6212C3	617
364T	2.76	0.625	0.625	4.280	2.021	5.880	2.375	5.750	3.62	15.10	12.28	6.18	6313	6213	779
364TS	2.76	0.500	0.500	2.030	1.591	3.750	1.875	3.650	3.62	15.10	12.28	6.18	6312C3	6212C3	734
365T	2.76	0.625	0.625	4.280	2.021	5.880	2.375	5.750	3.62	15.10	12.28	6.18	6313	6213	874
365TS	2.76	0.500	0.500	2.030	1.591	3.750	1.875	3.650	3.62	15.10	12.28	6.18	6312C3	6212C3	791
404T	3.54	0.750	0.750	5.650	2.450	7.250	2.875	7.150	3.62	19.07	14.33	5.63	6317	6313	1137
405T	3.54	0.750	0.750	5.650	2.450	7.250	2.875	7.150	3.62	19.07	14.33	5.63	6317	6313	1190
405TS	3.54	0.500	0.500	2.780	1.845	4.250	2.125	4.150	3.62	19.07	14.33	5.63	6313C3	6313C3	1068

- Note :**
1. Dimension D tolerance : +0.00 inch, -0.03 inch.
 2. Dimension U tolerance : +0.000 inch, -0.001 inch.
 3. Dimension R tolerance : +0.000 inch, -0.015 inch.
 4. Dimension V is length of straight part of shaft.

APPD.	M.C.Tsai	12-Jul-10	TECO Electric & Machinery Co., Ltd.	DWG NO. 31057D66105
CHKD.	K.L.KUO	28-Jun-10		
DWN.	AMO	21-Jun-10		

ISSUED

5-Feb-10

REVISED

SCHEMATIC DRAWING3-PHASE INDUCTION MOTORS
FRAME SIZE 143T~145T

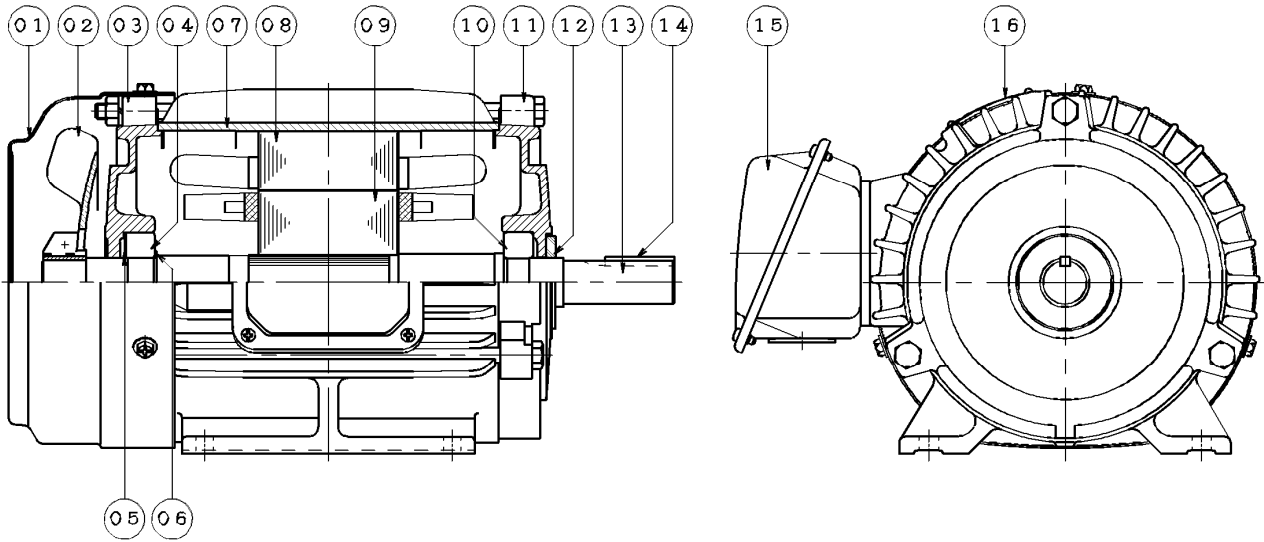
MODEL

AEHH8P

PAGE

7 of 11

Totally Enclosed Fan - Cooled Type, Squirrel - Cage Rotor.



ITEM	NAME	ITEM	NAME
1	FAN COVER	9	ROTOR
2	EXTERNAL FAN	10	BEARING
3	END BRACKET	11	END BRACKET
4	BEARING	12	DUST FLINGER
5	PRE-LOAD SPRING	13	SHAFT
6	COLLAR (STOP RING - BEARING)	14	KEY
7	FRAME	15	TERMINAL BOX
8	STATOR	16	NAME PLATE

APPD.

M.C.Tsai

4-Feb-10

CHKD.

Jeff.Liang

29-Jan-10

DWN.

AMO

12-Jan-10

TECO Electric & Machinery Co., Ltd.

DWG NO.

31057D66107

ISSUED

5-Feb-10

REVISED

SCHEMATIC DRAWING3-PHASE INDUCTION MOTORS
FRAME SIZE 182T~184T

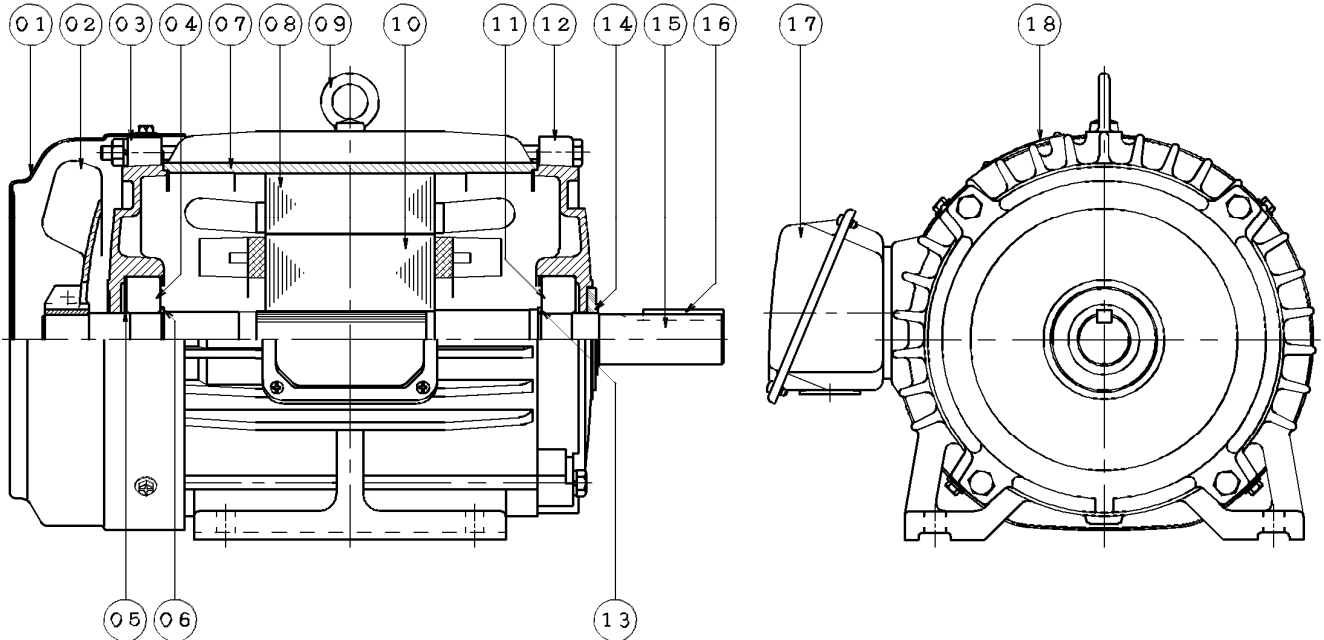
MODEL

AEHH8P

PAGE

8 of 11

Totally Enclosed Fan - Cooled Type, Squirrel - Cage Rotor.



ITEM	NAME	ITEM	NAME
1	FAN COVER	10	ROTOR
2	EXTERNAL FAN	11	BEARING
3	END BRACKET	12	END BRACKET
4	BEARING	13	COLLAR (STOP RING - BEARING)
5	PRE-LOAD SPRING	14	DUST FLINGER
6	COLLAR (STOP RING - BEARING)	15	SHAFT
7	FRAME	16	KEY
8	STATOR	17	TERMINAL BOX
9	LIFTING EYE (EYE BOLT)	18	NAME PLATE

APPD.

M.C.Tsai

4-Feb-10

CHKD.

Jeff.Liang

29-Jan-10

DWN.

AMO

12-Jan-10

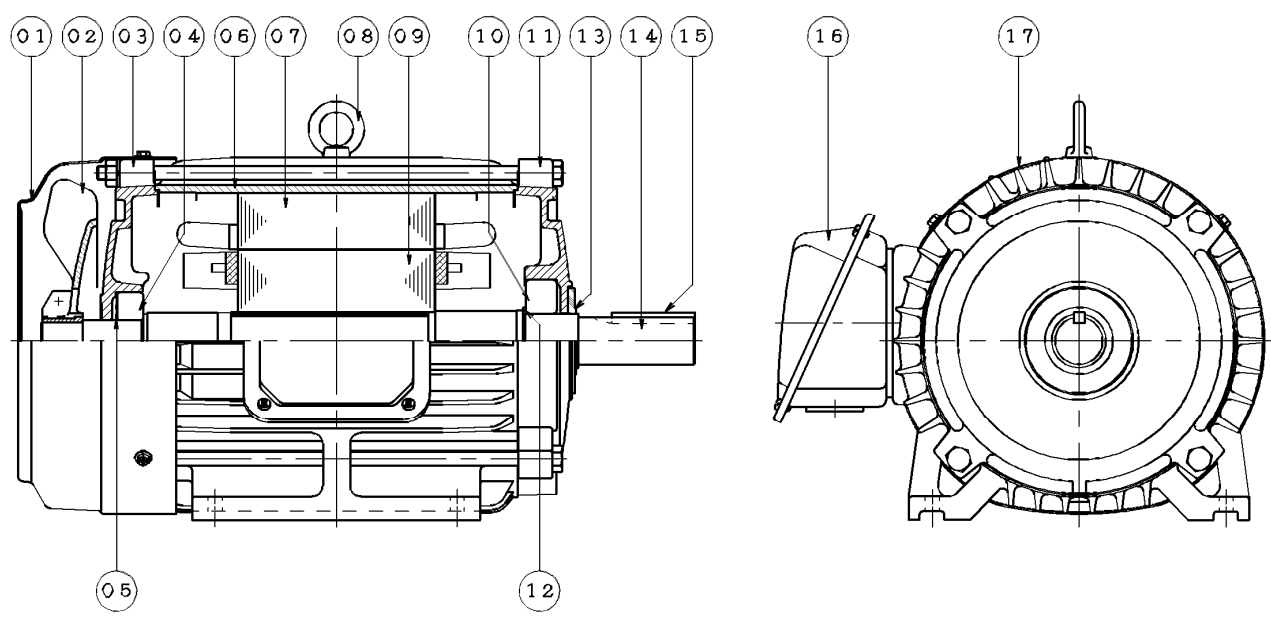
TECO Electric & Machinery Co., Ltd.

DWG NO.

31057D66108

ISSUED 5-Feb-10	SCHEMATIC DRAWING 3-PHASE INDUCTION MOTORS FRAME SIZE 213T~215T	MODEL AEHH8P
REVISED		PAGE 9 of 11

Totally Enclosed Fan - Cooled Type, Squirrel - Cage Rotor.



ITEM	NAME	ITEM	NAME
1	FAN COVER	10	BERARING
2	EXTERNAL FAN	11	END BRACKET
3	END BRACKET	12	COLLAR (STOP RING-BEARING)
4	BEARING	13	DUST FLINGER
5	PRE - LOAD SPRING	14	SHAFT
6	FRAME	15	KEY
7	STATOR	16	TERMINAL BOX
8	LIFTING EYE (EYE BOLT)	17	NAME PLATE
9	ROTOR		



APPD.	M.C.Tsai	4-Feb-10	TECO Electric & Machinery Co., Ltd.	DWG NO.
CHKD.	Jeff.Liang	29-Jan-10		31057D66109
DWN.	AMO	12-Jan-10		

ISSUED

5-Feb-10

REVISED

SCHEMATIC DRAWING3-PHASE INDUCTION MOTORS
FRAME SIZE 254T & 256T & 284T & 286T

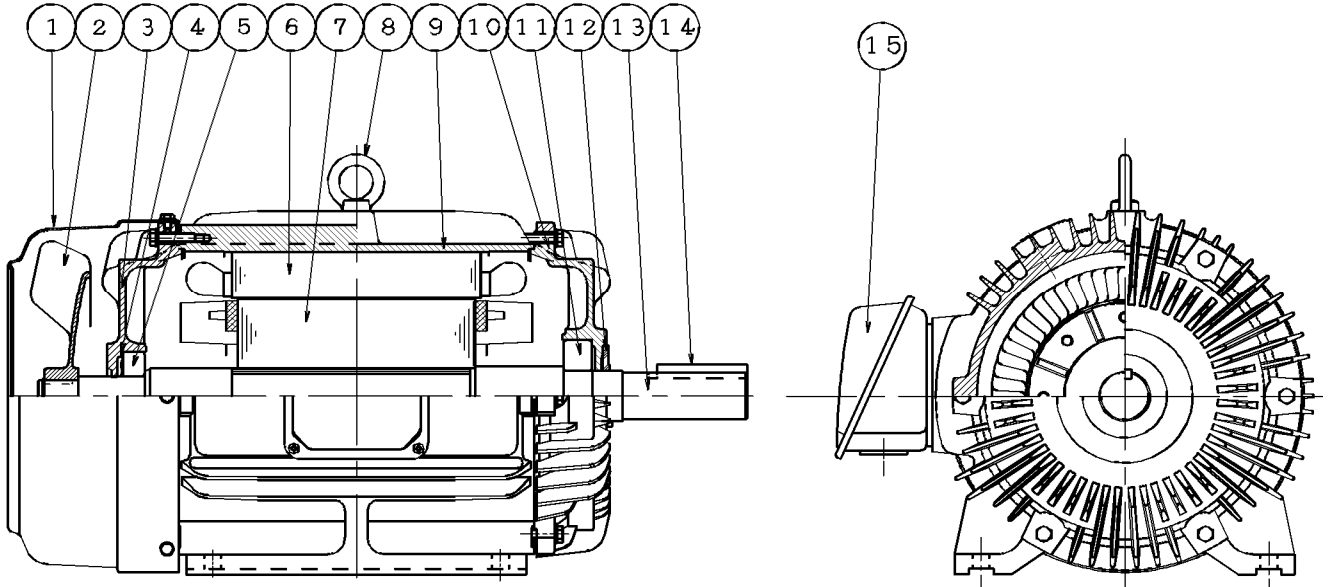
MODEL

AEHH8P

PAGE

10 of 11

Totally Enclosed Fan - Cooled Type, Squirrel - Cage Rotor.



ITEM	NAME	ITEM	NAME
1	FAN COVER	9	FRAME
2	EXTERNAL FAN	10	END BRACKET
3	END BRACKET	11	BEARING
4	PRE-LOAD SPRING	12	DUST FLINGER
5	BEARING	13	SHAFT
6	STATOR	14	KEY
7	ROTOR	15	TERMINAL BOX
8	EYE BOLT		

APPD.

M.C.Tsai

4-Feb-10

CHKD.

Jeff.Liang

29-Jan-10

DWN.

AMO

12-Jan-10

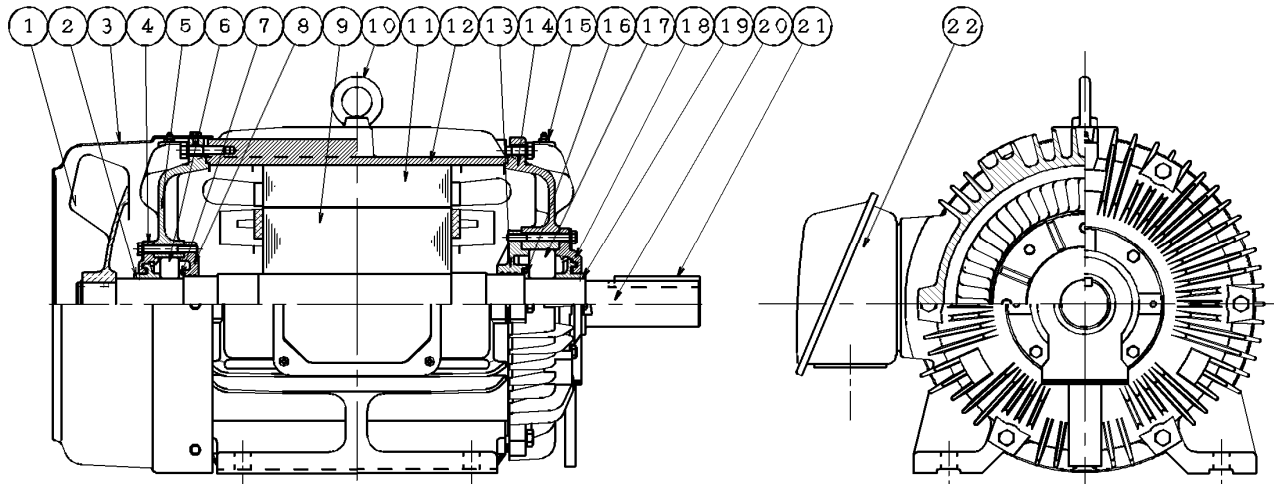
TECO Electric & Machinery Co., Ltd.

DWG NO.

31057D66110

ISSUED 5-Feb-10	SCHEMATIC DRAWING 3-PHASE INDUCTION MOTORS FRAME SIZE 284TS & 286TS & 324T ~ 405TS	MODEL AEHH8P
REVISED		PAGE 11 of 11

Totally Enclosed Fan - Cooled Type, Squirrel - Cage Rotor.



ITEM	NAME	ITEM	NAME
1	EXTERNAL FAN	12	FRAME
2	GREASE FLINGER	13	BEARING COVER - INNER
3	FAN COVER	14	END BRACKET
4	BEARING COVER - OUTER	15	GREASE NIPPLE
5	END BRACKET	16	STOP RING - BEARING
6	BEARING	17	BEARING
7	STOP RING-BEARING	18	BEARING COVER - OUTER
8	BEARING COVER - INNER	19	GREASE FLINGER
9	ROTOR	20	SHAFT
10	EYE BOLT	21	KEY
11	STATOR	22	TERMINAL BOX

APPD.	M.C.Tsai	4-Feb-10	TECO Electric & Machinery Co., Ltd.	DWG NO.
CHKD.	K.L.KUO	1-Feb-10		31057D66111
DWN.	AMO	12-Jan-10		